



News Release

For More Information, Contact:
Larry Parker/919.733.4329

For Immediate Release
September 17, 2010

North Carolina's Unemployment Rate At 9.7 Percent *Non-Farm Payroll Increases By 18,600 In August*

RALEIGH — North Carolina's unemployment rate decreased to 9.7 percent in August, according to statistics released today by the state's Employment Security Commission. The rate was 9.8 percent in July and has decreased for five straight months.

"The August data showed improvement in job growth," said ESC Chairman Lynn R. Holmes. "Several employment sectors experienced an increase in jobs. While local education accounted for most of the job growth, there was an increase of 4,800 jobs in the private sector. We are beginning to see growth in the Professional and Business services and the Manufacturing sectors.

Seasonally adjusted, total non-farm industry employment, as gathered through the monthly establishment survey, increased by 18,600 jobs over the past month to 3,912,500. The largest over-the-month increase occurred in Government (+13,800). The largest decrease was in Leisure & Hospitality (-1,000). Since August 2009, non-farm employment has increased by 36,700 jobs.

Seasonally Adjusted Unemployment Rates Since August 2009:

| | Aug. 2009 | Sept. 2009 | Oct. 2009 | Nov. 2009 | Dec. 2009 | Jan. 2010 | Feb. 2010 | Mar. 2010 | Apr. 2010 | May 2010 | June 2010 | July 2010 | Aug. 2010 |
|-------------|-----------|------------|-----------|-----------|-----------|-----------|-----------|-----------|-----------|----------|-----------|-----------|-----------|
| <i>N.C.</i> | 10.9 | 10.9 | 10.9 | 10.9 | 10.9 | 11.1 | 11.2 | 11.1 | 10.8 | 10.4 | 10.0 | 9.8 | 9.7 |
| <i>U.S.</i> | 9.7 | 9.8 | 10.1 | 10.0 | 10.0 | 9.7 | 9.7 | 9.7 | 9.9 | 9.7 | 9.5 | 9.5 | 9.6 |

****2009 Numbers Have Been Benchmarked****

The number of people employed (seasonally adjusted) decreased by 14,743 workers to 4,054,915. The number of people unemployed decreased by 4,997 workers, to 437,633. Since this time last year, the number of people unemployed has decreased by 56,529 people. The number of workers employed is up 24,099 since August 2009. The state unemployment rate in August 2009 was 10.9 percent.

The next unemployment update is scheduled for **Friday, September 24**, when the **county** unemployment rates for the month of **August** will be released.

— More —

This information may be accessed on the ESC's World Wide Web page, at <http://www.ncesc.com>



NORTH CAROLINA & U.S. LABOR FORCE DATA

North Carolina data is embargoed until 10:00 A.M., Friday, September 17, 2010

| | August 2010 | July 2010 | August 2009 | Month Ago | | Year Ago | |
|---|-------------|-------------|-------------|----------------|----------------|----------------|----------------|
| | | | | Numeric Change | Percent Change | Numeric Change | Percent Change |
| North Carolina (Civilian Labor Force Estimates) | | | | | | | |
| <i>Seasonally Adjusted</i> | | | | | | | |
| Labor Force | 4,492,548 | 4,512,288 | 4,524,978 | -19,740 | -0.4 | -32,430 | -0.7 |
| Employed | 4,054,915 | 4,069,658 | 4,030,816 | -14,743 | -0.4 | 24,099 | 0.6 |
| Unemployed | 437,633 | 442,630 | 494,162 | -4,997 | -1.1 | -56,529 | -11.4 |
| Unemployment Rate | 9.7 | 9.8 | 10.9 | -0.1 | xxx | -1.2 | xxx |
| <i>Not Seasonally Adjusted</i> | | | | | | | |
| Labor Force | 4,509,932 | 4,546,541 | 4,534,723 | -36,609 | -0.8 | -24,791 | -0.5 |
| Employed | 4,068,606 | 4,091,847 | 4,041,815 | -23,241 | -0.6 | 26,791 | 0.7 |
| Unemployed | 441,326 | 454,694 | 492,908 | -13,368 | -2.9 | -51,582 | -10.5 |
| Unemployment Rate | 9.8 | 10.0 | 10.9 | -0.2 | xxx | -1.1 | xxx |
| United States (Current Population Survey) | | | | | | | |
| <i>Seasonally Adjusted</i> | | | | | | | |
| Labor Force | 154,110,000 | 153,560,000 | 154,426,000 | 550,000 | 0.4 | -316,000 | -0.2 |
| Employed | 139,250,000 | 138,960,000 | 139,433,000 | 290,000 | 0.2 | -183,000 | -0.1 |
| Unemployed | 14,860,000 | 14,599,000 | 14,993,000 | 261,000 | 1.8 | -133,000 | -0.9 |
| Unemployment Rate | 9.6 | 9.5 | 9.7 | 0.1 | xxx | -0.1 | xxx |
| <i>Not Seasonally Adjusted</i> | | | | | | | |
| Labor Force | 154,678,000 | 155,270,000 | 154,897,000 | -592,000 | -0.4 | -219,000 | -0.1 |
| Employed | 139,919,000 | 140,134,000 | 140,074,000 | -215,000 | -0.2 | -155,000 | -0.1 |
| Unemployed | 14,759,000 | 15,137,000 | 14,823,000 | -378,000 | -2.5 | -64,000 | -0.4 |
| Unemployment Rate | 9.5 | 9.7 | 9.6 | -0.2 | xxx | -0.1 | xxx |
| North Carolina (Current Employment Statistics) | | | | | | | |
| <i>Seasonally Adjusted</i> | | | | | | | |
| Total Nonfarm | 3,912,500 | 3,893,900 | 3,875,800 | 18,600 | 0.5 | 36,700 | 0.9 |
| Mining & Logging | 5,800 | 6,200 | 5,900 | -400 | -6.5 | -100 | -1.7 |
| Construction | 171,900 | 171,300 | 185,500 | 600 | 0.4 | -13,600 | -7.3 |
| Manufacturing | 436,300 | 435,200 | 437,000 | 1,100 | 0.3 | -700 | -0.2 |
| Trade, Transportation, & Utilities | 713,400 | 712,000 | 713,900 | 1,400 | 0.2 | -500 | -0.1 |
| Information | 71,700 | 70,700 | 69,100 | 1,000 | 1.4 | 2,600 | 3.8 |
| Financial Activities | 199,000 | 198,700 | 199,500 | 300 | 0.2 | -500 | -0.3 |
| Professional & Business Services | 478,400 | 477,000 | 455,200 | 1,400 | 0.3 | 23,200 | 5.1 |
| Education & Health Services | 548,300 | 547,800 | 541,400 | 500 | 0.1 | 6,900 | 1.3 |
| Leisure & Hospitality Services | 389,100 | 390,100 | 391,100 | -1,000 | -0.3 | -2,000 | -0.5 |
| Other Services | 160,500 | 160,600 | 167,200 | -100 | -0.1 | -6,700 | -4.0 |
| Government | 738,100 | 724,300 | 710,000 | 13,800 | 1.9 | 28,100 | 4.0 |
| <i>Mfg. Not Seasonally Adjusted</i> | | | | | | | |
| Mfg. Average Hourly Earnings | \$15.62 | \$15.99 | \$15.92 | | | | |
| Mfg. Hours Worked | 40.4 | 39.7 | 39.0 | | | | |

All 2010 Labor Force and CES data for the current month are preliminary, previous month are revised.

All 2009 Labor Force and CES estimates have been benchmarked.

Estimates may not add to totals due to rounding.

The 2010 Release Schedule is also available online at http://www.ncesc1.com/pmi/rates/PressReleases/NC_Release_Dates.pdf

NORTH CAROLINA LABOR MARKET CONDITIONS AUGUST 2010*

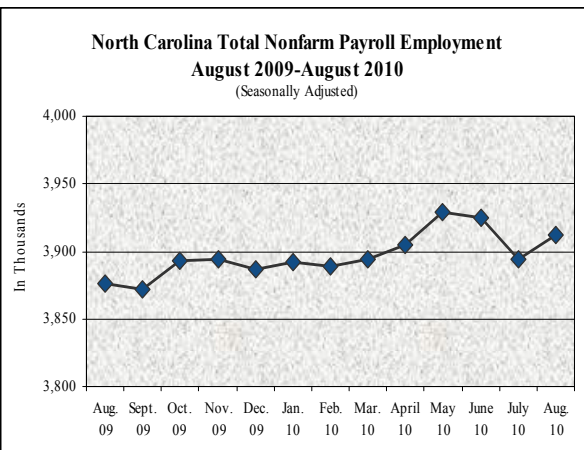
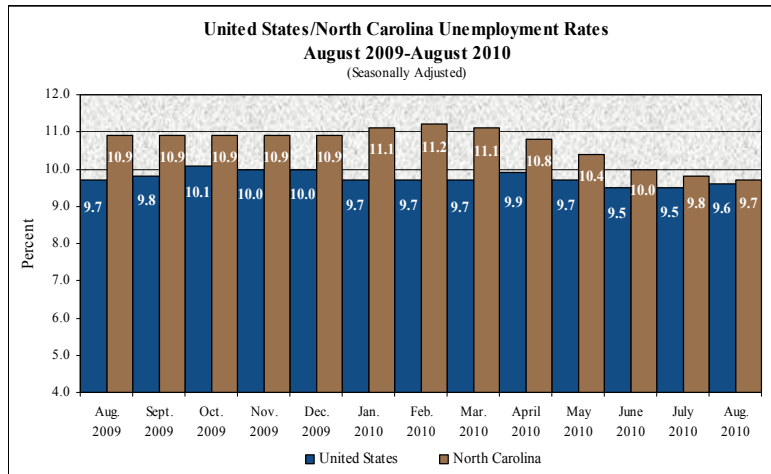
The North Carolina seasonally adjusted unemployment rate was 9.7 percent in August, a decrease of 0.1 of a percentage point from a revised 9.8 percent in July, and 1.2 percentage points lower than August 2009. Over the month, the number of persons employed decreased 14,743 (0.4%), as those unemployed fell by 4,997 (1.1%). This resulted in a decrease in the civilian labor force of 19,740 to 4,492,548.

Nationally, August's unemployment rate increased 0.1 of a percentage point over the month to 9.6 percent. The number of persons employed increased by 290,000 (0.2%), while the civilian labor force rose by 550,000 (0.4%).

Since the start of the recession in December 2007, North Carolina's labor force has decreased 1.3

percent, while the nation's rose 0.2 percent. The number of people employed in North Carolina has decreased 6.3 percent compared to 4.7 percent nationally, while the number unemployed has increased 95.8 percent in North Carolina and 93.1 percent nationwide.

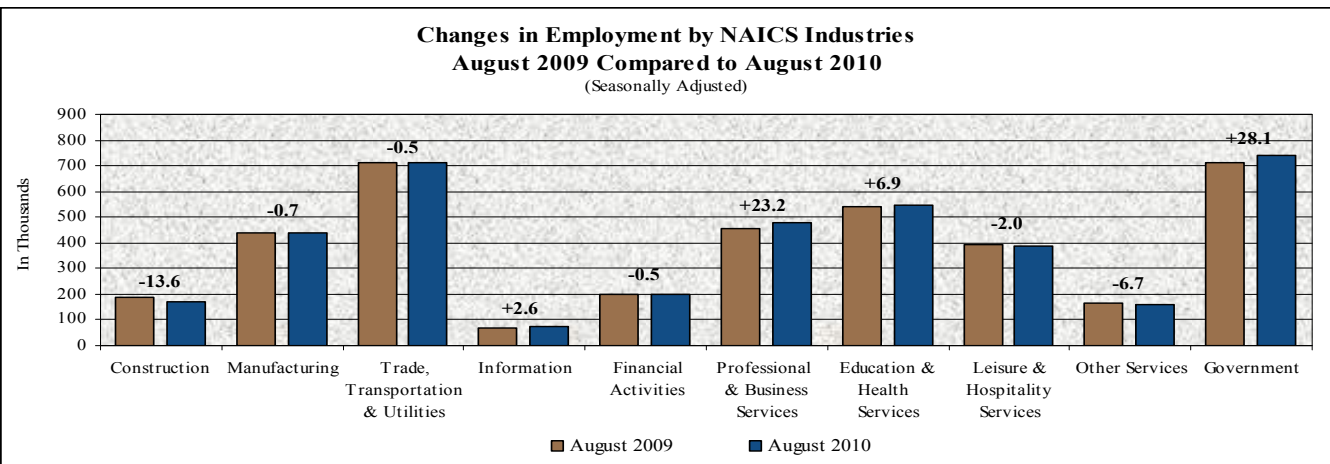
The monthly payroll survey of employers in North Carolina showed an increase of 18,600 (0.5%) in seasonally adjusted Total Nonfarm employment since July 2010, and an increase of 36,700 (0.9%) since August 2009. The current total is 3,912,500 jobs.



Since the beginning of the 2007 national recession, North Carolina has lost 257,000 (6.2%) Total Nonfarm jobs, and 96,100 (18.1%) in Manufacturing employment. Of those jobs, 63.0 percent were in Durable Goods and 37.0 percent in Nondurable Goods.

Of the major industries for which payroll data are seasonally adjusted, Government had the largest over-the-month gain in jobs (13,800; 1.9%), followed by Professional & Business Services (1,400; 0.3%) and Trade, Transportation & Utilities (1,400; 0.2%). Leisure & Hospitality (1,000; 0.3%) had the largest over-the-month decrease, followed by Mining & Logging (400; 6.5%) and Other Services (100; 0.1%).

Since August 2009, Government added the largest number of jobs (28,100; 4.0%). Professional & Business Services reported an increase of 23,200 (5.1%). Education & Health Services increased 6,900 (1.3%), followed by Information, 2,600 (3.8%). No other industries reported a gain over the year.



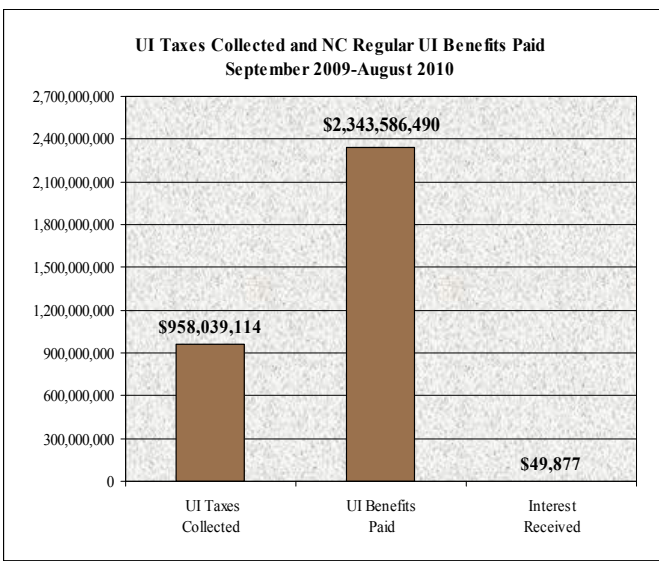
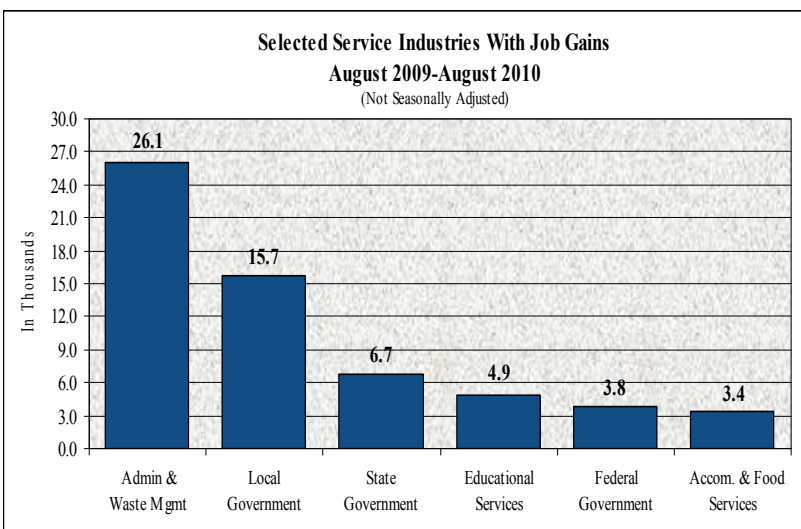
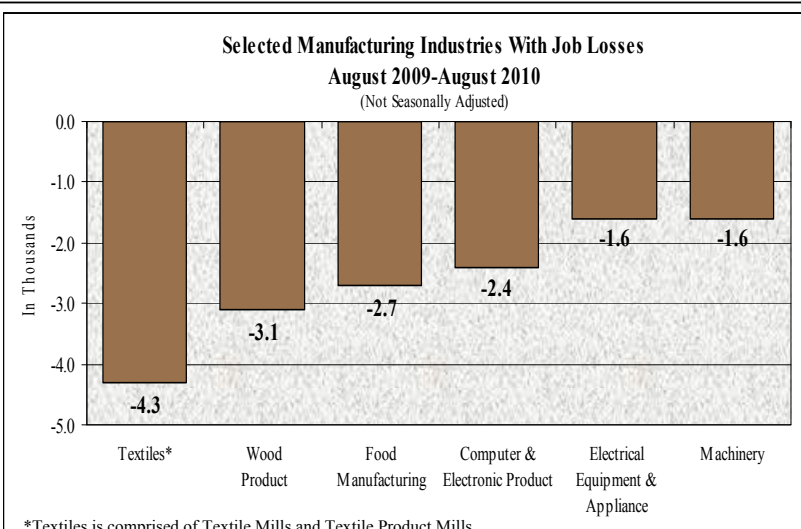
* NC current month data are preliminary, other 2010 data are revised, while 2009 data are benchmarked.

The August 2010 not seasonally adjusted Total Nonfarm employment level of 3,914,100 was 73,100 (1.9%) higher than July 2010. Among major industries in North Carolina, Government had the largest over-the-month gain in employment at 60,400 (9.3%), followed by Professional & Business Services (4,800; 1.0%), Education & Health Services (2,900; 0.5%), Trade, Transportation & Utilities (2,900; 0.4%), Manufacturing (1,900; 0.4%), and Construction (1,600; 0.9%).

Over the year, the not seasonally adjusted Service Providing sector (all industries except Mining & Logging, Construction, and Manufacturing) showed an increase of 52,000 jobs. Government experienced the largest employment increase with 26,200 (3.8%), followed by Professional & Business Services (23,100; 5.0%), Education & Health Services (6,600; 1.2%) and Information (2,300; 3.3%). Employment decreases were seen in Other Services (5,400; 3.2%) and Financial Activities (1,100; 0.5%).

Not seasonally adjusted, the Goods Producing sector lost 17,000 (2.7%) jobs over the year. Construction decreased by 15,500 (8.1%) jobs, Manufacturing, 1,400 (0.3%), and Mining & Logging, 100 (1.7%).

Food had the largest amount of manufacturing employment (49,700) in August 2010, but has lost 2,700 jobs since August 2009. Textile Mills had the largest net over-the-year decrease at 3,800. Likewise, all other manufacturing industries experienced over-the-year declines except for Transportation Equipment (600; 2.4%) and Fabricated Metal Product (400; 1.3%).



Average Weekly Hours for manufacturing production workers in August increased by 42 minutes to 40.4 from July's revised 39.7. Average Hourly Earnings fell by \$0.37 to \$15.62, while Average Weekly Earnings declined by \$3.75 to \$631.05.

Regular Initial Claims for Unemployment Insurance (UI) totaled 61,549 in August, decreasing 3,414 from July. Thirty-nine percent of Initial Claims for August 2010 were "attached" to a payroll, meaning that employees expect to be recalled to their jobs.

A total of \$147,151,571 in regular UI benefits was paid in August to 133,061 claimants statewide. The average weekly benefit amount was \$286.34. UI benefit amounts paid do not include the \$25 from the American Recovery and Reinvestment Act of 2009.

For the 12-month period ending August 2010, North Carolina paid \$5,457,498,916 in total benefits. The UI Trust Fund balance at the end of August was in the red (\$2,347,682,668). The State Reserve Fund balance was \$60,277,750.